

FIA F3 EUROPEAN CHAMPIONSHIP

SILVERSTONE

FREE PRACTICE 2

Classification

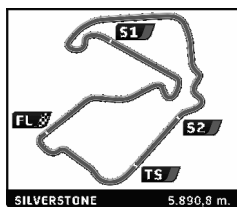
Nr.	Driver	Nat	Team	Car	Time	Lap	Total	Gap	Kph
1	30 Max VERSTAPPEN	NLD	Van Amersfoort Racing	Dallara F312 - Volkswagen	R	1:51.716	10 14	-	189.8
2	2 Esteban OCON	FRA	Prema Powerteam	Dallara F312 - Mercedes-Benz	R	1:51.798	11 14	+0.082	189.7
3	25 Antonio FUOCO	ITA	Prema Powerteam	Dallara F312 - Mercedes-Benz	R	1:51.863	9 14	+0.147	189.6
4	6 Edward JONES	ARE	Carlin	Dallara F312 - Volkswagen		1:52.040	9 12	+0.324	189.3
5	5 Jordan KING	GBR	Carlin	Dallara F312 - Volkswagen		1:52.082	8 11	+0.366	189.2
6	31 Tom BLOMQUIST	GBR	Jagonya Ayam with Carlin	Dallara F312 - Volkswagen		1:52.116	7 11	+0.400	189.2
7	1 Nicholas LATIFI	CAN	Prema Powerteam	Dallara F312 - Mercedes-Benz		1:52.259	4 11	+0.543	188.9
8	19 Antonio GIOVINAZZI	ITA	Jagonya Ayam with Carlin	Dallara F312 - Volkswagen		1:52.334	8 12	+0.618	188.8
9	11 Richard GODDARD	AUS	ThreeBond with T-Sport	Dallara F312 - NBE		1:52.558	10 16	+0.842	188.4
10	21 Felix SERRALLES	PRI	Team West-Tec F3	Dallara F312 - Mercedes-Benz		1:52.594	13 15	+0.878	188.3
11	10 John BRYANT-MEISNER	SWE	Fortec Motorsports	Dallara F312 - Mercedes-Benz		1:52.606	12 15	+0.890	188.3
12	14 Felipe GUIMARAES	BRA	Double R Racing	Dallara F312 - Mercedes-Benz		1:52.665	11 12	+0.949	188.2
13	26 Dennis VAN DE LAAR	NLD	Prema Powerteam	Dallara F312 - Mercedes-Benz		1:52.690	12 15	+0.974	188.2
14	7 Riccardo AGOSTINI	ITA	Eurointernational	Dallara F312 - Mercedes-Benz		1:52.712	9 15	+0.996	188.2
15	9 Mitch GILBERT	AUS	Fortec Motorsports	Dallara F312 - Mercedes-Benz		1:52.754	12 16	+1.038	188.1
16	3 Lucas AUER	AUT	kfzteile24 Mücke Motorsport	Dallara F312 - Mercedes-Benz		1:53.013	9 12	+1.297	187.6
17	28 Jake DENNIS	GBR	Carlin	Dallara F312 - Volkswagen	R	1:53.026	9 13	+1.310	187.6
18	20 Sean GELAE	IDN	Jagonya Ayam with Carlin	Dallara F312 - Volkswagen		1:53.323	13 13	+1.607	187.1
19	15 Jules SZYMKOWIAK	NLD	Van Amersfoort Racing	Dallara F312 - Volkswagen	R	1:53.442	11 15	+1.726	186.9
20	16 Gustavo MENEZES	USA	Van Amersfoort Racing	Dallara F312 - Volkswagen		1:53.445	10 14	+1.729	186.9
21	12 Alexander TORIL	ESP	ThreeBond with T-Sport	Dallara F312 - NBE		1:53.455	7 13	+1.739	186.9
22	18 Tatiana CALDERON	COL	Jo Zeller Racing	Dallara F312 - Mercedes-Benz		1:53.558	9 10	+1.842	186.7
23	4 Roy NISSANY	ISR	kfzteile24 Mücke Motorsport	Dallara F312 - Mercedes-Benz		1:53.572	7 12	+1.856	186.7
24	8 Michele BERETTA	ITA	Eurointernational	Dallara F312 - Mercedes-Benz	R	1:53.588	13 14	+1.872	186.7
25	27 Felix ROSENQVIST	SWE	kfzteile24 Mücke Motorsport	Dallara F312 - Mercedes-Benz		1:54.031	5 7	+2.315	186.0
26	22 Hector HURST	GBR	Team West-Tec F3	Dallara F312 - Mercedes-Benz		1:54.362	14 14	+2.646	185.4

Fastest Lap	Lap 10	Max VERSTAPPEN	1:51.716	189.8 Kph
--------------------	--------	----------------	----------	-----------

Published at:

Track Status: **DRY**

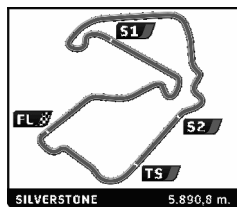
Race Director:	Timekeeper:
-----------------------	--------------------



FIA F3 EUROPEAN CHAMPIONSHIP SILVERSTONE FREE PRACTICE 2

Best Sector Times

SECTOR 1			SECTOR 2			SECTOR 3			Pos	Driver	Ideal Lap	Best Lap
Pos	Driver	Time	Driver	Time	Driver	Time						
1	30 M.VERSTAPPEN	34.491	2 E.OCON	46.424	31 T.BLOMQUIST	30.495	1	30 M.VERSTAPPEN	1'51.545	1:51.716	(1)	
2	25 A.FUOCO	34.630	30 M.VERSTAPPEN	46.511	6 E.JONES	30.511	2	2 E.OCON	1'51.707	1:51.798	(2)	
3	2 E.OCON	34.656	25 A.FUOCO	46.525	30 M.VERSTAPPEN	30.543	3	25 A.FUOCO	1'51.842	1:51.863	(3)	
4	1 N.LATIFI	34.711	1 N.LATIFI	46.535	5 J.KING	30.600	4	1 N.LATIFI	1'51.881	1:52.259	(7)	
5	14 F.GUIMARAES	34.759	5 J.KING	46.567	2 E.OCON	30.627	5	6 E.JONES	1'51.982	1:52.040	(4)	
6	7 R.AGOSTINI	34.767	31 T.BLOMQUIST	46.578	1 N.LATIFI	30.635	6	5 J.KING	1'52.048	1:52.082	(5)	
7	11 R.GODDARD	34.771	6 E.JONES	46.665	19 A.GIOVINAZZI	30.636	7	31 T.BLOMQUIST	1'52.068	1:52.116	(6)	
8	26 D.VAN DE LAAR	34.791	19 A.GIOVINAZZI	46.713	25 A.FUOCO	30.687	8	19 A.GIOVINAZZI	1'52.270	1:52.334	(8)	
9	6 E.JONES	34.806	21 F.SERRALLES	46.866	10 J.BRYANT-MEISNER	30.743	9	21 F.SERRALLES	1'52.449	1:52.594	(10)	
10	21 F.SERRALLES	34.806	11 R.GODDARD	46.882	26 D.VAN DE LAAR	30.757	10	7 R.AGOSTINI	1'52.499	1:52.712	(14)	
11	5 J.KING	34.881	10 J.BRYANT-MEISNER	46.883	9 M.GILBERT	30.773	11	11 R.GODDARD	1'52.502	1:52.558	(9)	
12	9 M.GILBERT	34.881	7 R.AGOSTINI	46.924	21 F.SERRALLES	30.777	12	26 D.VAN DE LAAR	1'52.566	1:52.690	(13)	
13	16 G.MENEZES	34.907	9 M.GILBERT	46.957	3 L.AUER	30.793	13	10 J.BRYANT-MEISNER	1'52.606	1:52.606	(11)	
14	19 A.GIOVINAZZI	34.921	20 S.GELAE	46.979	7 R.AGOSTINI	30.808	14	9 M.GILBERT	1'52.611	1:52.754	(15)	
15	8 M.BERETTA	34.938	14 F.GUIMARAES	46.998	11 R.GODDARD	30.849	15	14 F.GUIMARAES	1'52.665	1:52.665	(12)	
16	28 J.DENNIS	34.953	28 J.DENNIS	47.001	28 J.DENNIS	30.862	16	28 J.DENNIS	1'52.816	1:53.026	(17)	
17	10 J.BRYANT-MEISNER	34.980	3 L.AUER	47.003	14 F.GUIMARAES	30.908	17	3 L.AUER	1'52.827	1:53.013	(16)	
18	15 J.SZYMKOWIAK	34.990	26 D.VAN DE LAAR	47.018	12 A.TORIL	30.931	18	20 S.GELAE	1'53.062	1:53.323	(18)	
19	31 T.BLOMQUIST	34.995	15 J.SZYMKOWIAK	47.125	4 R.NISSANY	31.002	19	16 G.MENEZES	1'53.244	1:53.445	(20)	
20	20 S.GELAE	34.996	16 G.MENEZES	47.181	18 T.CALDERON	31.058	20	12 A.TORIL	1'53.259	1:53.455	(21)	
21	4 R.NISSANY	35.030	12 A.TORIL	47.220	8 M.BERETTA	31.062	21	15 J.SZYMKOWIAK	1'53.321	1:53.442	(19)	
22	3 L.AUER	35.031	4 R.NISSANY	47.312	20 S.GELAE	31.087	22	4 R.NISSANY	1'53.344	1:53.572	(23)	
23	18 T.CALDERON	35.048	18 T.CALDERON	47.388	27 F.ROSENQVIST	31.129	23	8 M.BERETTA	1'53.458	1:53.588	(24)	
24	12 A.TORIL	35.108	8 M.BERETTA	47.458	16 G.MENEZES	31.156	24	18 T.CALDERON	1'53.494	1:53.558	(22)	
25	27 F.ROSENQVIST	35.311	27 F.ROSENQVIST	47.548	22 H.HURST	31.183	25	27 F.ROSENQVIST	1'53.988	1:54.031	(25)	
26	22 H.HURST	35.357	22 H.HURST	47.730	15 J.SZYMKOWIAK	31.206	26	22 H.HURST	1'54.270	1:54.362	(26)	



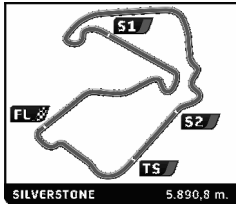
FIA F3 EUROPEAN CHAMPIONSHIP

SILVERSTONE

After FREE PRACTICE 2

Event maximum speed

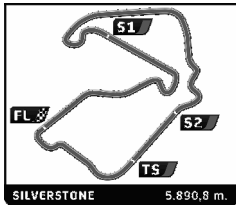
Driver	Team	Car	Class	Top Speed	Lap	Session
26 Dennis VAN DE LAAR	Prema Powerteam	Dallara F312 - Mercedes-Benz		245.5	8	FREE PRACTICE 1
21 Felix SERRALLES	Team West-Tec F3	Dallara F312 - Mercedes-Benz		244.3	12	FREE PRACTICE 1
25 Antonio FUOCO	Prema Powerteam	Dallara F312 - Mercedes-Benz	R	243.2	16	FREE PRACTICE 1
14 Felipe GUIJARAES	Double R Racing	Dallara F312 - Mercedes-Benz		242.7	6	FREE PRACTICE 1
30 Max VERSTAPPEN	Van Amersfoort Racing	Dallara F312 - Volkswagen	R	242.7	7	FREE PRACTICE 1
2 Esteban OCON	Prema Powerteam	Dallara F312 - Mercedes-Benz	R	242.2	4	FREE PRACTICE 2
11 Richard GODDARD	ThreeBond with T-Sport	Dallara F312 - NBE		241.6	15	FREE PRACTICE 2
20 Sean GELAE	Jagonya Ayam with Carlin	Dallara F312 - Volkswagen		241.6	12	FREE PRACTICE 2
1 Nicholas LATIFI	Prema Powerteam	Dallara F312 - Mercedes-Benz		241.1	4	FREE PRACTICE 2
7 Riccardo AGOSTINI	Eurointernational	Dallara F312 - Mercedes-Benz		240.0	15	FREE PRACTICE 2
4 Roy NISSANY	kfzteile24 Mücke Motorsport	Dallara F312 - Mercedes-Benz		239.5	11	FREE PRACTICE 2
8 Michele BERETTA	Eurointernational	Dallara F312 - Mercedes-Benz	R	239.5	10	FREE PRACTICE 1
10 John BRYANT-MEISNER	Fortec Motorsports	Dallara F312 - Mercedes-Benz		239.5	9	FREE PRACTICE 2
15 Jules SZYMKOWIAK	Van Amersfoort Racing	Dallara F312 - Volkswagen	R	238.9	6	FREE PRACTICE 1
6 Edward JONES	Carlin	Dallara F312 - Volkswagen		238.4	11	FREE PRACTICE 2
22 Hector HURST	Team West-Tec F3	Dallara F312 - Mercedes-Benz		238.4	8	FREE PRACTICE 1
31 Tom BLOMQUIST	Jagonya Ayam with Carlin	Dallara F312 - Volkswagen		238.4	12	FREE PRACTICE 1
19 Antonio GIOVINAZZI	Jagonya Ayam with Carlin	Dallara F312 - Volkswagen		237.9	11	FREE PRACTICE 2
3 Lucas AUER	kfzteile24 Mücke Motorsport	Dallara F312 - Mercedes-Benz		237.4	12	FREE PRACTICE 1
5 Jordan KING	Carlin	Dallara F312 - Volkswagen		237.4	6	FREE PRACTICE 1
12 Alexander TORIL	ThreeBond with T-Sport	Dallara F312 - NBE		237.4	8	FREE PRACTICE 1
18 Tatiana CALDERON	Jo Zeller Racing	Dallara F312 - Mercedes-Benz		237.4	8	FREE PRACTICE 2
27 Felix ROSENQVIST	kfzteile24 Mücke Motorsport	Dallara F312 - Mercedes-Benz		237.4	10	FREE PRACTICE 1
28 Jake DENNIS	Carlin	Dallara F312 - Volkswagen	R	237.4	13	FREE PRACTICE 2
16 Gustavo MENEZES	Van Amersfoort Racing	Dallara F312 - Volkswagen		236.8	10	FREE PRACTICE 1
9 Mitch GILBERT	Fortec Motorsports	Dallara F312 - Mercedes-Benz		236.3	13	FREE PRACTICE 2



FIA F3 EUROPEAN CHAMPIONSHIP
SILVERSTONE
FREE PRACTICE 2

Fastest Lap Sequence

Practice Time	Driver	Team	Car	Class	Time	Kph	Lap
6:35.138	9 Mitch GILBERT	Fortec Motorsports	Dallara F312 - Mercedes-Benz		1:54.349	185.5	2
6:45.231	14 Felipe GUIMARAES	Double R Racing	Dallara F312 - Mercedes-Benz		1:53.640	186.6	2
10:22.432	9 Mitch GILBERT	Fortec Motorsports	Dallara F312 - Mercedes-Benz		1:53.589	186.7	4
13:14.218	25 Antonio FUOCO	Prema Powerteam	Dallara F312 - Mercedes-Benz	R	1:53.033	187.6	3
13:31.892	2 Esteban OCON	Prema Powerteam	Dallara F312 - Mercedes-Benz	R	1:52.856	187.9	3
15:07.070	25 Antonio FUOCO	Prema Powerteam	Dallara F312 - Mercedes-Benz	R	1:52.852	187.9	4
25:16.669	1 Nicholas LATIFI	Prema Powerteam	Dallara F312 - Mercedes-Benz		1:52.626	188.3	3
27:08.928	1 Nicholas LATIFI	Prema Powerteam	Dallara F312 - Mercedes-Benz		1:52.259	188.9	4
29:48.713	2 Esteban OCON	Prema Powerteam	Dallara F312 - Mercedes-Benz	R	1:52.048	189.3	9
29:57.524	25 Antonio FUOCO	Prema Powerteam	Dallara F312 - Mercedes-Benz	R	1:51.863	189.6	9
31:40.522	2 Esteban OCON	Prema Powerteam	Dallara F312 - Mercedes-Benz	R	1:51.809	189.7	10
31:53.761	30 Max VERSTAPPEN	Van Amersfoort Racing	Dallara F312 - Volkswagen	R	1:51.751	189.8	9
33:45.477	30 Max VERSTAPPEN	Van Amersfoort Racing	Dallara F312 - Volkswagen	R	1:51.716	189.8	10



FIA F3 EUROPEAN CHAMPIONSHIP

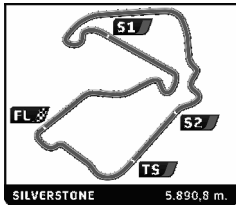
SILVERSTONE

FREE PRACTICE 2

Analysis

■ Personal Best
 ■ Session Best
 ■ Crossing the finish line in pit lane

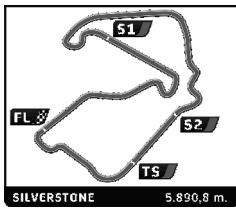
Lap	Time	Sector 1	Sector 2	Sector 3	Kph	Elapsed	Lap	Time	Sector 1	Sector 2	Sector 3	Kph	Elapsed
1 Nicholas LATIFI CAN							8 1:54.236 35.030 47.438 31.768 185.6 32:16.382						
Prema Powerteam Dallara F312 - Mercedes-Benz							9 1:53.889 35.228 47.635 31.026 186.2 34:10.271						
1	21:28.836	...	58.019	33.745	16.5	21:28.836	10	1:54.099	35.351	47.557	31.191	185.9	36:04.370
2	1:55.207	35.812	48.091	31.304	184.1	23:24.043	11	1:53.793	35.151	47.553	31.089	186.4	37:58.163
3	1:52.626	34.824	46.903	30.899	188.3	25:16.669	12	1:57.297 B	35.096	48.063	34.138	180.8	39:55.460
4	1:52.259	35.089	46.535	30.635	188.9	27:08.928	5 Jordan KING GBR						
5	1:52.526	34.765	46.974	30.787	188.5	29:01.454	Carlin Dallara F312 - Volkswagen						
6	1:52.502	34.711	47.034	30.757	188.5	30:53.956	1	16:13.471	...	49.409	31.656	21.8	16:13.471
7	1:53.023	34.943	46.734	31.346	187.6	32:46.979	2	1:54.559	35.923	47.582	31.054	185.1	18:08.030
8	1:52.278	34.789	46.760	30.729	188.9	34:39.257	3	1:53.627	35.216	47.451	30.960	186.6	20:01.657
9	1:52.746	34.873	46.845	31.028	188.1	36:32.003	4	1:55.621 B	35.278	47.452	32.891	183.4	21:57.278
10	1:57.472	37.446	47.361	32.665	180.5	38:29.475	5	7:52.617	6:21.585	56.070	34.962	44.9	29:49.895
11	2:14.722 B	34.726	59.221	40.775	157.4	40:44.197	6	1:57.400	36.514	48.762	32.124	180.6	31:47.295
2 Esteban OCON FRA							7	1:52.232	34.915	46.717	30.600	189.0	33:39.527
Prema Powerteam Dallara F312 - Mercedes-Benz							8	1:52.082	34.881	46.567	30.634	189.2	35:31.609
1	9:45.040	8:25.192	48.750	31.098	36.2	9:45.040	9	1:52.646	35.023	46.915	30.708	188.3	37:24.255
2	1:53.996	35.142	47.297	31.557	186.0	11:39.036	10	1:52.779	35.166	46.844	30.769	188.0	39:17.034
3	1:52.856	35.037	47.035	30.784	187.9	13:31.892	11	1:54.974 B	34.924	47.179	32.871	184.4	41:12.008
4	1:53.928	34.859	47.585	31.484	186.1	15:25.820	6 Edward JONES ARE						
5	1:57.512 B	35.522	47.216	34.774	180.5	17:23.332	Carlin Dallara F312 - Volkswagen						
6	6:41.906	5:13.132	55.485	33.289	52.8	24:05.238	1	10:56.493	9:33.074	51.461	31.958	32.3	10:56.493
7	1:55.545	36.373	48.204	30.968	183.5	26:00.783	2	1:54.382	35.348	47.613	31.421	185.4	12:50.875
8	1:55.882	35.936	48.825	31.121	183.0	27:56.665	3	1:53.347	35.032	47.338	30.977	187.1	14:44.222
9	1:52.048	34.761	46.424	30.863	189.3	29:48.713	4	1:53.116	34.975	47.249	30.892	187.5	16:37.338
10	1:51.809	34.684	46.498	30.627	189.7	31:40.522	5	2:02.438 B	35.034	49.275	38.129	173.2	18:39.776
11	1:51.798	34.656	46.499	30.643	189.7	33:32.320	6	9:32.734	7:59.570	57.704	35.460	37.0	28:12.510
12	1:51.924	34.721	46.493	30.710	189.5	35:24.244	7	1:58.437	37.226	49.096	32.115	179.1	30:10.947
13	1:52.647	34.857	46.930	30.860	188.3	37:16.891	8	1:52.169	34.806	46.768	30.595	189.1	32:03.116
14	1:55.827 B	35.022	46.612	34.193	183.1	39:12.718	9	1:52.040	34.864	46.665	30.511	189.3	33:55.156
3 Lucas AUER AUT							10	1:54.600	36.084	47.431	31.085	185.1	35:49.756
kfzteile24 Mücke Motorsport Dallara F312 - Mercedes-Benz							11	1:52.708	34.953	47.096	30.659	188.2	37:42.464
1	9:39.018	8:16.612	48.888	33.518	36.6	9:39.018	12	1:57.989 B	34.966	47.022	36.001	179.7	39:40.453
2	1:54.604	35.517	47.829	31.258	185.0	11:33.622	7 Riccardo AGOSTINI ITA						
3	1:53.836	35.401	47.418	31.017	186.3	13:27.458	Eurointernational Dallara F312 - Mercedes-Benz						
4	1:56.040	35.317	47.605	33.118	182.8	15:23.498	1	9:30.890	8:09.234	49.901	31.755	37.1	9:30.890
5	2:01.452 B	35.398	47.899	38.155	174.6	17:24.950	2	1:53.836	35.268	47.576	30.992	186.3	11:24.726
6	10:10.951	8:44.508	53.734	32.709	34.7	27:35.901	3	1:53.116	35.053	47.215	30.848	187.5	13:17.842
7	1:55.674	35.901	48.423	31.350	183.3	29:31.575	4	1:53.330	34.990	47.244	31.096	187.1	15:11.172
8	1:53.596	35.254	47.236	31.106	186.7	31:25.171	5	1:53.220	34.956	47.244	31.020	187.3	17:04.392
9	1:53.013	35.031	47.003	30.979	187.6	33:18.184	6	1:55.737 B	35.050	47.722	32.965	183.2	19:00.129
10	1:53.133	35.119	47.116	30.898	187.5	35:11.317	7	5:50.784	4:17.860	54.576	38.348	60.5	24:50.913
11	1:53.108	35.164	47.151	30.793	187.5	37:04.425	8	1:55.071	36.057	47.845	31.169	184.3	26:45.984
12	1:58.317 B	35.192	47.231	35.894	179.2	39:02.742	9	1:52.712	34.840	47.064	30.808	188.2	28:38.696
4 Roy NISSANY ISR							10	1:54.608	36.026	47.334	31.248	185.0	30:33.304
kfzteile24 Mücke Motorsport Dallara F312 - Mercedes-Benz							11	1:53.124	34.810	46.924	31.390	187.5	32:26.428
1	13:23.825	...	48.419	31.627	26.4	13:23.825	12	1:53.855	35.193	47.765	30.897	186.3	34:20.283
2	1:54.570	35.328	47.957	31.285	185.1	15:18.395	13	1:53.403	34.926	47.254	31.223	187.0	36:13.686
3	1:55.648	35.219	48.190	32.239	183.4	17:14.043	14	2:10.146	39.443	54.242	36.461	162.9	38:23.832
4	1:56.471 B	35.575	47.802	33.094	182.1	19:10.514	15	1:53.013	34.767	47.173	31.073	187.6	40:16.845
5	7:22.672	5:51.675	57.724	33.273	47.9	26:33.186	8 Michele BERETTA ITA						
6	1:55.388	35.801	48.111	31.476	183.8	28:28.574	Eurointernational Dallara F312 - Mercedes-Benz						
7	1:53.572	35.258	47.312	31.002	186.7	30:22.146	1	12:42.871	...	51.818	32.716	27.8	12:42.871



FIA F3 EUROPEAN CHAMPIONSHIP SILVERSTONE FREE PRACTICE 2

Analysis

Lap	Time	Sector 1	Sector 2	Sector 3	Kph	Elapsed	Lap	Time	Sector 1	Sector 2	Sector 3	Kph	Elapsed
10	1:53.485	34.990	47.289	31.206	186.9	31:57.787	3	1:55.068	35.494	47.856	31.718	184.3	16:29.072
11	1:53.442	35.093	47.125	31.224	186.9	33:51.229	4	1:55.164	35.952	47.719	31.493	184.1	18:24.236
12	1:53.834	34.995	47.463	31.376	186.3	35:45.063	5	1:55.065	35.251	47.699	32.115	184.3	20:19.301
13	1:53.652	35.188	47.251	31.213	186.6	37:38.715	6	1:56.823 B	35.358	47.589	33.876	181.5	22:16.124
14	1:55.487	35.026	47.340	33.121	183.6	39:34.202	7	6:25.344	4:42.703	1:04.256	38.385	55.0	28:41.468
15	1:54.275	35.148	47.687	31.440	185.6	41:28.477	8	2:03.655	38.235	53.315	32.105	171.5	30:45.123
16 Gustavo MENEZES USA Van Amersfoort Racing Dallara F312 - Volkswagen							9 1:53.539 35.473 46.979 31.087 186.8 32:38.662						
1	10:35.132 B	9:11.955	49.015	34.162	33.4	10:35.132	10	1:53.381	35.061	46.999	31.321	187.0	34:32.043
2	2:55.300	1:34.001	49.189	32.110	121.0	13:30.432	11	1:53.552	35.045	47.382	31.125	186.8	36:25.595
3	1:56.289	35.280	48.228	32.781	182.4	15:26.721	12	1:54.442	34.996	47.758	31.688	185.3	38:20.037
4	1:55.519	35.300	48.390	31.829	183.6	17:22.240	13	1:53.323	35.091	47.143	31.089	187.1	40:13.360
5	1:58.746 B	35.389	48.580	34.777	178.6	19:20.986	21 Felix SERRALLES PRI Team West-Tec F3 Dallara F312 - Mercedes-Benz						
6	5:18.950	3:50.190	54.917	33.843	66.5	24:39.936	1	9:55.775	8:25.819	54.483	35.473	35.6	9:55.775
7	1:59.092	36.800	49.446	32.846	178.1	26:39.028	2	2:02.541	37.768	52.143	32.630	173.1	11:58.316
8	1:59.225	35.320	47.991	35.914	177.9	28:38.253	3	1:53.841	35.129	47.576	31.136	186.3	13:52.157
9	1:58.260	36.775	50.193	31.292	179.3	30:36.513	4	1:55.206	35.549	48.215	31.442	184.1	15:47.363
10	1:53.445	34.969	47.296	31.180	186.9	32:29.958	5	1:53.844	35.171	47.549	31.124	186.3	17:41.207
11	1:53.453	35.116	47.181	31.156	186.9	34:23.411	6	1:53.878	35.018	47.397	31.463	186.2	19:35.085
12	1:54.820	35.055	47.515	32.250	184.7	36:18.231	7	1:58.052 B	35.475	48.046	34.531	179.6	21:33.137
13	1:54.255	35.440	47.408	31.407	185.6	38:12.486	8	5:13.642	3:34.961	1:00.111	38.570	67.6	26:46.779
14	1:55.909 B	34.907	47.500	33.502	183.0	40:08.395	9	2:10.206	39.072	56.539	34.595	162.9	28:56.985
18 Tatiana CALDERON COL Jo Zeller Racing Dallara F312 - Mercedes-Benz							10 2:02.691 37.176 53.040 32.475 172.8 30:59.676						
1	15:12.924	...	51.795	33.342	23.2	15:12.924	11	1:52.725	34.888	47.060	30.777	188.1	32:52.401
2	1:55.495	35.591	48.346	31.558	183.6	17:08.419	12	1:55.816	34.806	49.884	31.126	183.1	34:48.217
3	1:55.584	35.487	48.474	31.623	183.5	19:04.003	13	1:52.594	34.824	46.866	30.904	188.3	36:40.811
4	1:54.667	35.445	47.893	31.329	184.9	20:58.670	14	1:52.673	34.882	46.989	30.802	188.2	38:33.484
5	2:00.344 B	35.424	48.236	36.684	176.2	22:59.014	15	2:01.703 B	34.884	48.737	38.082	174.3	40:35.187
6	7:53.135	6:20.602	58.408	34.125	44.8	30:52.149	22 Hector HURST GBR Team West-Tec F3 Dallara F312 - Mercedes-Benz						
7	1:58.058	37.678	49.052	31.328	179.6	32:50.207	1	7:55.797	6:32.630	50.997	32.170	44.6	7:55.797
8	1:53.749	35.048	47.625	31.076	186.4	34:43.956	2	1:56.265	35.843	48.873	31.549	182.4	9:52.062
9	1:53.558	35.098	47.402	31.058	186.7	36:37.514	3	1:55.757	35.547	48.614	31.596	183.2	11:47.819
10	2:03.120 B	35.140	47.388	40.592	172.2	38:40.634	4	1:55.947	35.678	48.470	31.799	182.9	13:43.766
19 Antonio GIOVINAZZI ITA Jagonya Ayam with Carlin Dallara F312 - Volkswagen							5 2:00.665 35.807 49.781 35.077 175.8 15:44.431						
1	17:16.890	...	51.559	31.759	20.5	17:16.890	6	1:56.001	35.757	48.720	31.524	182.8	17:40.432
2	1:56.818	35.540	48.002	33.276	181.5	19:13.708	7	2:04.238 B	36.051	49.277	38.910	170.7	19:44.670
3	1:53.624	35.365	47.337	30.922	186.6	21:07.332	8	8:36.746	6:58.933	59.821	37.992	41.0	28:21.416
4	1:56.521 B	35.229	47.884	33.408	182.0	23:03.853	9	2:11.101	42.680	55.986	32.435	161.8	30:32.517
5	5:15.029	3:46.441	55.322	33.266	67.3	28:18.882	10	2:00.803	40.175	49.057	31.571	175.5	32:33.320
6	2:02.116	37.850	49.532	34.734	173.7	30:20.998	11	1:56.698	35.510	48.136	33.052	181.7	34:30.018
7	1:52.412	34.959	46.817	30.636	188.7	32:13.410	12	1:54.559	35.497	47.879	31.183	185.1	36:24.577
8	1:52.334	34.921	46.713	30.700	188.8	34:05.744	13	1:56.794	35.375	48.164	33.255	181.6	38:21.371
9	1:53.178	35.119	46.992	31.067	187.4	35:58.922	14	1:54.362	35.357	47.730	31.275	185.4	40:15.733
10	1:57.834	37.660	49.376	30.798	180.0	37:56.756	25 Antonio FUOCO ITA Prema PowerTeam Dallara F312 - Mercedes-Benz						
11	1:54.241	35.088	48.220	30.933	185.6	39:50.997	1	9:27.307	8:05.469	50.076	31.762	37.4	9:27.307
12	2:03.388 B	35.139	49.334	38.915	171.9	41:54.385	2	1:53.878	35.057	47.377	31.444	186.2	11:21.185
20 Sean GELAE IDN Jagonya Ayam with Carlin Dallara F312 - Volkswagen							3 1:53.033 34.883 47.072 31.078 187.6 13:14.218						
1	12:38.562	...	50.622	32.439	28.0	12:38.562	4 1:52.852 34.890 47.034 30.928 187.9 15:07.070						
2	1:55.442	35.754	48.042	31.646	183.7	14:34.004	5 1:55.715 B 34.984 47.423 33.308 183.3 17:02.785						
							6 7:13.843 5:46.623 53.981 33.239 48.9 24:16.628						
							7 1:55.565 36.002 48.202 31.361 183.5 26:12.193						



FIA F3 EUROPEAN CHAMPIONSHIP

SILVERSTONE

FREE PRACTICE 2

Analysis

■ Personal Best
 ■ Session Best
 ■ B Crossing the finish line in pit lane

Lap	Time	Sector 1	Sector 2	Sector 3	Kph	Elapsed	Lap	Time	Sector 1	Sector 2	Sector 3	Kph	Elapsed
8	1:53.468	35.200	47.581	30.687	186.9	28:05.661	3	1:53.481	34.961	47.409	31.111	186.9	13:35.154
9	1:51.863	34.630	46.525	30.708	189.6	29:57.524	4	1:53.552	34.907	47.488	31.157	186.8	15:28.706
10	1:52.218	34.650	46.769	30.799	189.0	31:49.742	5	1:57.685 B	34.900	47.689	35.096	180.2	17:26.391
11	1:54.009	34.653	46.708	32.648	186.0	33:43.751	6	8:35.013	7:04.701	56.005	34.307	41.2	26:01.404
12	1:53.247	34.880	47.062	31.305	187.3	35:36.998	7	2:01.648	37.357	51.926	32.365	174.3	28:03.052
13	1:52.709	34.984	46.931	30.794	188.2	37:29.707	8	1:58.958	35.624	47.211	36.123	178.3	30:02.010
14	1:57.279 B	34.866	46.763	35.650	180.8	39:26.986	9	1:51.751	34.568	46.538	30.645	189.8	31:53.761

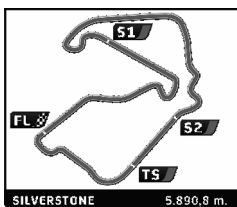
26		Dennis VAN DE LAAR		NLD		
Prema Powerteam		Dallara F312 - Mercedes-Benz				
1	9:59.828	8:35.010	49.451	35.367	35.4	9:59.828
2	1:54.076	35.256	47.573	31.247	185.9	11:53.904
3	1:54.163	35.167	47.534	31.462	185.8	13:48.067
4	1:54.204	35.167	47.688	31.349	185.7	15:42.271
5	1:53.634	35.155	47.386	31.093	186.6	17:35.905
6	1:59.100 B	35.696	48.423	34.981	178.1	19:35.005
7	5:54.250	4:24.191	56.634	33.425	59.9	25:29.255
8	1:55.967	36.157	48.141	31.669	182.9	27:25.222
9	1:53.321	35.122	47.300	30.899	187.1	29:18.543
10	1:52.806	34.791	47.158	30.857	188.0	31:11.349
11	1:54.169	34.891	48.207	31.071	185.7	33:05.518
12	1:52.690	34.890	47.043	30.757	188.2	34:58.208
13	1:52.734	34.921	47.018	30.795	188.1	36:50.942
14	1:54.063	34.964	47.499	31.600	185.9	38:45.005
15	1:58.780	34.995	48.968	34.817	178.5	40:43.785

31		Tom BLOMQUIST		GBR		
Jagonya Ayam with Carlin		Dallara F312 - Volkswagen				
1	16:53.525	...	49.643	31.435	20.9	16:53.525
2	1:53.704	35.438	47.445	30.821	186.5	18:47.229
3	1:53.152	35.224	47.190	30.738	187.4	20:40.381
4	1:58.199 B	35.426	47.675	35.098	179.4	22:38.580
5	6:51.505	5:16.406	58.998	36.101	51.5	29:30.085
6	2:01.383	38.673	50.236	32.474	174.7	31:31.468
7	1:52.116	35.004	46.614	30.498	189.2	33:23.584
8	1:52.151	35.012	46.578	30.561	189.1	35:15.735
9	1:52.448	34.995	46.884	30.569	188.6	37:08.183
10	1:52.140	35.038	46.607	30.495	189.1	39:00.323
11	1:55.197	35.135	47.487	32.575	184.1	40:55.520

27		Felix ROSENQVIST		SWE		
kfzteile24 Mücke Motorsport		Dallara F312 - Mercedes-Benz				
1	5:08.489	3:46.798	49.786	31.905	68.7	5:08.489
2	1:54.941	35.618	48.028	31.295	184.5	7:03.430
3	1:54.308	35.398	47.616	31.294	185.5	8:57.738
4	1:54.691	35.646	47.748	31.297	184.9	10:52.429
5	1:54.031	35.311	47.548	31.172	186.0	12:46.460
6	1:54.241	35.433	47.679	31.129	185.6	14:40.701
7	2:08.199 B	35.535	48.395	44.269	165.4	16:48.900

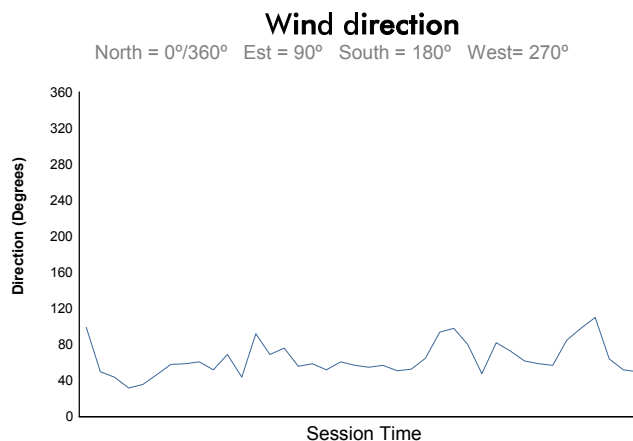
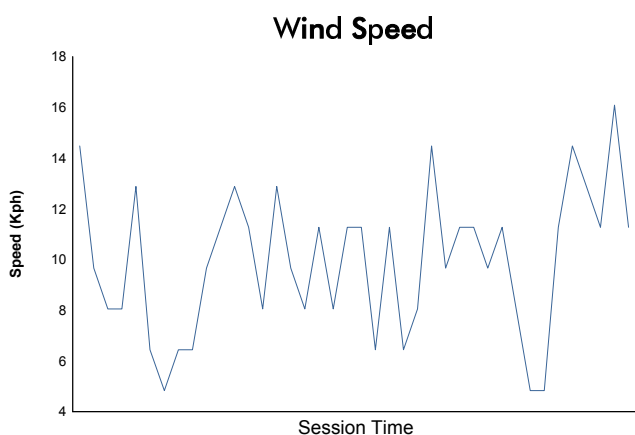
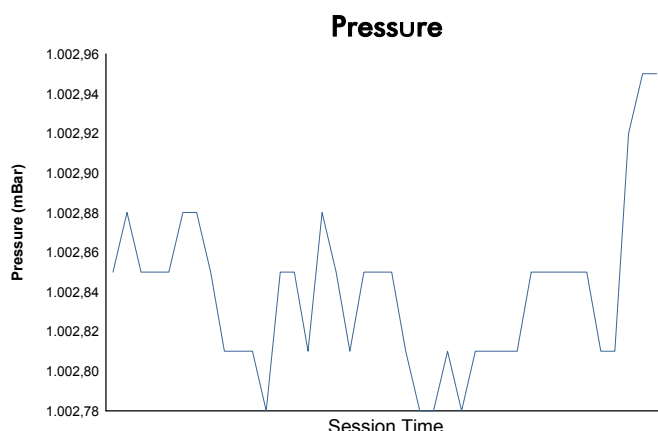
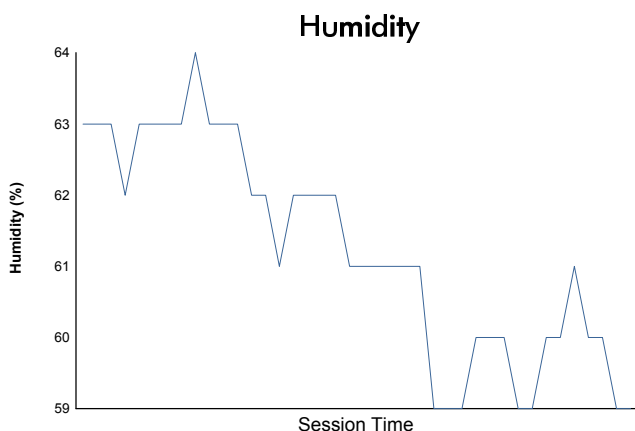
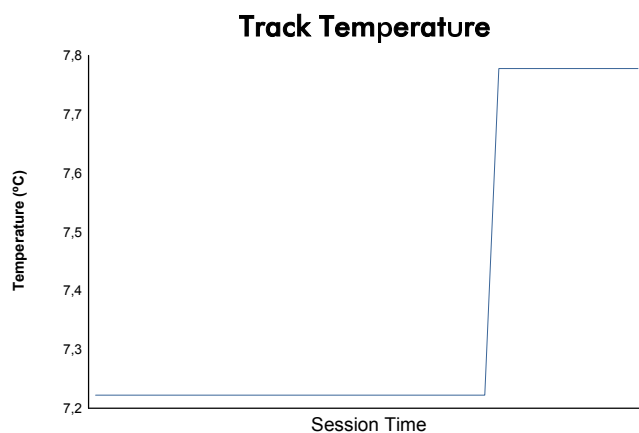
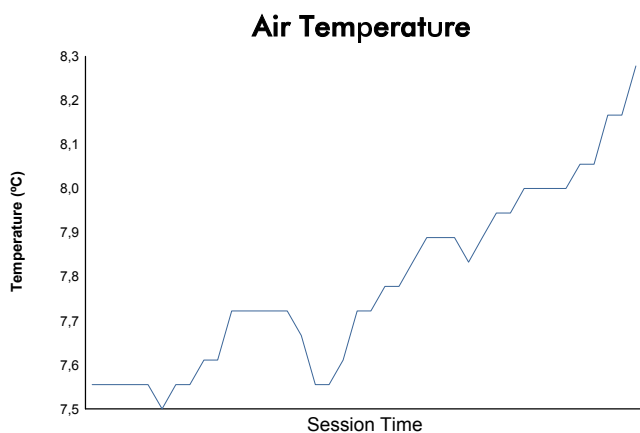
28		Jake DENNIS		GBR		
Carlin		Dallara F312 - Volkswagen				
1	13:54.234	...	49.724	33.660	25.4	13:54.234
2	1:54.892	35.471	47.873	31.548	184.6	15:49.126
3	1:54.129	35.293	47.679	31.157	185.8	17:43.255
4	1:57.794 B	35.259	47.729	34.806	180.0	19:41.049
5	5:13.224	3:33.194	1:02.110	37.920	67.7	24:54.273
6	2:00.635	37.581	50.612	32.442	175.8	26:54.908
7	1:53.771	35.316	47.322	31.133	186.4	28:48.679
8	1:53.152	35.043	47.247	30.862	187.4	30:41.831
9	1:53.026	35.036	47.001	30.989	187.6	32:34.857
10	1:53.501	34.953	47.629	30.919	186.8	34:28.358
11	1:53.588	35.224	47.293	31.071	186.7	36:21.946
12	1:53.456	35.153	47.223	31.080	186.9	38:15.402
13	1:53.383	35.041	47.289	31.053	187.0	40:08.785

30		Max VERSTAPPEN		NLD		
Van Amersfoort Racing		Dallara F312 - Volkswagen				
1	9:47.309	8:26.663	49.201	31.445	36.1	9:47.309
2	1:54.364	35.101	47.739	31.524	185.4	11:41.673

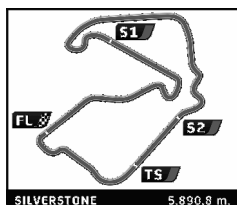


SILVERSTONE
FIA F3 EUROPEAN CHAMPIONSHIP
FREE PRACTICE 2

Weather Report



Track Status: **DRY**



SILVERSTONE

FIA F3 EUROPEAN CHAMPIONSHIP

FREE PRACTICE

Classification

Nr	Driver	Nat	Team		Session 1		Session 2		Time	Gap
					Time	Lap	Time	Lap		
1	30 Max VERSTAPPEN	NLD	Van Amersfoort Racing	R	1:52.396	6	1:51.716	10	1:51.716	
2	2 Esteban OCON	FRA	Prema Powerteam	R	1:52.374	13	1:51.798	11	1:51.798	+0.082
3	25 Antonio FUOCO	ITA	Prema Powerteam	R	1:52.323	13	1:51.863	9	1:51.863	+0.147
4	6 Edward JONES	ARE	Carlin		1:52.777	15	1:52.040	9	1:52.040	+0.324
5	5 Jordan KING	GBR	Carlin		1:52.722	6	1:52.082	8	1:52.082	+0.366
6	31 Tom BLOMQUIST	GBR	Jagonya Ayam with Carlin		1:52.424	5	1:52.116	7	1:52.116	+0.400
7	1 Nicholas LATIFI	CAN	Prema Powerteam		1:52.413	13	1:52.259	4	1:52.259	+0.543
8	19 Antonio GIOVINAZZI	ITA	Jagonya Ayam with Carlin		1:53.510	7	1:52.334	8	1:52.334	+0.618
9	11 Richard GODDARD	AUS	ThreeBond with T-Sport		1:53.223	13	1:52.558	10	1:52.558	+0.842
10	21 Felix SERRALLES	PRI	Team West-Tec F3		1:52.878	5	1:52.594	13	1:52.594	+0.878
11	10 John BRYANT-MEISNER	SWE	Fortec Motorsports		1:53.542	7	1:52.606	12	1:52.606	+0.890
12	14 Felipe GUIMARAES	BRA	Double R Racing		1:53.065	8	1:52.665	11	1:52.665	+0.949
13	26 Dennis VAN DE LAAR	NLD	Prema Powerteam		1:52.823	13	1:52.690	12	1:52.690	+0.974
14	7 Riccardo AGOSTINI	ITA	Eurointernational		1:53.045	5	1:52.712	9	1:52.712	+0.996
15	9 Mitch GILBERT	AUS	Fortec Motorsports		1:53.036	14	1:52.754	12	1:52.754	+1.038
16	27 Felix ROSENQVIST	SWE	kfzteile24 Mücke Motorsport		1:53.001	12	1:54.031	5	1:53.001	+1.285
17	3 Lucas AUER	AUT	kfzteile24 Mücke Motorsport		1:53.470	6	1:53.013	9	1:53.013	+1.297
18	28 Jake DENNIS	GBR	Carlin	R	1:53.922	7	1:53.026	9	1:53.026	+1.310
19	20 Sean GELAEL	IDN	Jagonya Ayam with Carlin		1:53.383	16	1:53.323	13	1:53.323	+1.607
20	15 Jules SZYMKOWIAK	NLD	Van Amersfoort Racing	R	1:53.760	14	1:53.442	11	1:53.442	+1.726
21	16 Gustavo MENEZES	USA	Van Amersfoort Racing		1:53.550	9	1:53.445	10	1:53.445	+1.729
22	12 Alexander TORIL	ESP	ThreeBond with T-Sport		1:53.710	13	1:53.455	7	1:53.455	+1.739
23	18 Tatiana CALDERON	COL	Jo Zeller Racing		1:54.569	14	1:53.558	9	1:53.558	+1.842
24	4 Roy NISSANY	ISR	kfzteile24 Mücke Motorsport		1:54.436	9	1:53.572	7	1:53.572	+1.856
25	8 Michele BERETTA	ITA	Eurointernational	R	1:54.030	10	1:53.588	13	1:53.588	+1.872
26	22 Hector HURST	GBR	Team West-Tec F3		1:54.540	6	1:54.362	14	1:54.362	+2.646

Published at:

Stewards:

Timekeeper: